

Rubber flexible joint Japan Water Works Association (JWWA) Compliance

PURE JOINT

Rubber flexible joint suitable for primary side of water supply system



Feature

For primary side of water supply

By using rubber which conforms to specifications of the JWWA, it is able to be used for drinking water and clean water.

Counter measures for earthquake

With a unique structure, it is possible to absorb a large displacement with a short face-to-face distance. Optimum for countermeasures of earthquake with FRP water tanks which has a low Young's modulus.

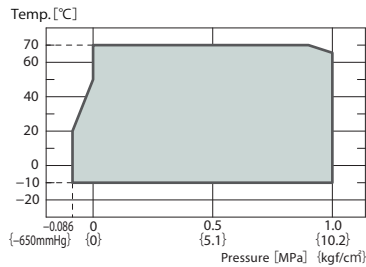
Excellent pressure resistance

With a synergy effect from a unique gasket design and robust reinforcing cord, an excellent inside pressure resistance is achieved.

Excellent vibration isolation property

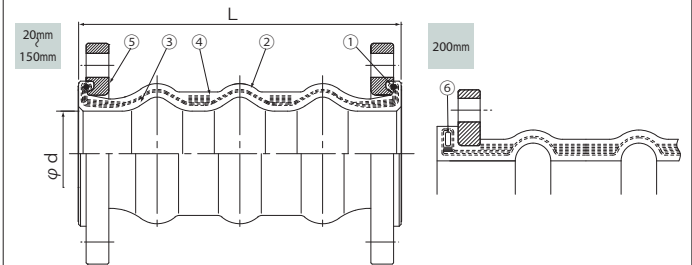
Excellent vibration isolation performance is achieved by combining the high elastic rubber and low reaction spring rate.

Operating Conditions and Performance



- Use after confirmation that the maximum operation pressure and maximum service temperature are within the operation range.

Structure




No.	Parts	Material	No.	Parts	Material
①	Reinforcing Ring	SWRH	④	Reinforcing cord	Synthesized fiber
②	Outer Rubber	EPDM (SK10)	⑤	Flange	SS400
③	Inner Rubber	EPDM (SK10)	⑥	Reinforcing Ring	SS400

Flange compatible dimension	Standard	JIS10K
	Flange standard can be changed to	<input checked="" type="checkbox"/> JIS5K <input checked="" type="checkbox"/> PN16 <input checked="" type="checkbox"/> JIS20K <input checked="" type="checkbox"/> ANSI
Material	Standard	SS400
	Flange material can be changed to	<input checked="" type="checkbox"/> FCD450 <input type="checkbox"/> SUS304 <input type="checkbox"/> SUS316 <input checked="" type="checkbox"/> PVC

Dimensions and Allowable Movements

Nominal Dia.		Dimension [mm]		Mass [Kg]	Allowable Movement [mm]				Installation Tolerances [mm]			
mm	inch	L	φd		Eccentricity	Elongation	Compression	Deflection angle	Eccentricity	Elongation	Compression	Deflection angle
20	3/4	250	25	1.8	50	50	50	20°	15	15	15	10°
25	1	250	25	2.6	50	50	50	20°	15	15	15	10°
32	1 1/4	250	40	3.2	50	50	50	20°	15	15	15	10°
40	1 1/2	250	40	3.3	50	50	50	20°	15	15	15	10°
50	2	250	50	4.1	50	50	50	15°	15	15	15	7.5°
65	2 1/2	250	65	5.8	50	50	50	15°	15	15	15	7.5°
80	3	250	75	6.1	50	50	50	10°	15	15	15	5°
100	4	250	100	7.2	50	50	50	10°	15	15	15	5°
125	5	250	125	10.0	50	50	50	10°	15	15	15	5°
150	6	250	150	13.0	50	50	50	10°	15	15	15	5°
200	8	400	200	19.0	50	50	50	10°	10	10	10	5°

- Mass is the data when material is SS400, and flange is JIS10K flange.
- Use a joint within the allowable displacement range.
- The allowable fixing dimension is included in the allowable displacement amount (allowable displacement amount = fixing time displacement + operation displacement)
- Each displacement in the chart are data of a single displacement, so for multiple displacements, correction is necessary. For correction method, refer to "Attention for handling" or "TOZEN HP"
- 200mm is a made-to-order product.



This brochure may be revised without prior notice. We apologize in advance for any inconvenience this may cause.

Agent

TOZEN Corporation

8-4, Asahi, Yoshikawa
Saitama 342-0008 Japan